



- 360 Panel System Electrical Panels
- 360 Panel System Modular Panels
- DC Electric Panels
- AC Electric Panels
- AC/DC Electric Panels
- Aber Marine Panels
- IP 67 Watertight Panels
- Rotary Switch Source Selection Panels
- Panel Accessories
- DC Digital Meters
- DC Analog Meters
- AC Digital Meters
- AC Analog Meters



WATERPROOF PANELS



BELOWDECK CIRCUIT BREAKER PANELS

The integrated circuit breaker switch provides circuit protection and offers the ability to shut off the panel, preventing parasitic draw. Illuminated Carling Technologies™ 15A circuit breaker switch. Pre-wired harness. Polycarbonate/ABS panel face is UV-stabilized, flame retardant, and will not corrode. Simple two-wire installation.



Model	Composition	Dimensions	Operating voltage	Code
4353	1 x 15 A circuit breaker 1 x 12 v plug 1 x double usb plug	125,4 x 57,2 x 64,3	12 V	RE 61330



Model	Composition	Dimensions	Operating voltage	Code
4354	1 x 15 A circuit breaker 2 x double usb plug	125,4 x 57,2 x variable	12 V	RE 61331



Model	Composition	Dimensions	Operating voltage	Code
4355	1 x 15 A circuit breaker 1 x 12 v plug 2 x double usb plug	168,0 x 57,2 x 64,3	12 V	RE 61332



Model	Composition	Dimensions	Operating voltage	Code
4356	1 x 15 A circuit breaker 1 x 12 v plug 1 x double usb plug 1 x digital voltmeter	168,0 x 57,2 x 69,8	12 V	RE 61333



Model	Composition	Dimensions	Operating voltage	Code
4357	1 x 15 A circuit breaker 3 x blank apertures	168,0 x 57,2 x variable	12 V	RE 61334



4320



4321



4322

WATERTIGHT PANELS (IP 66)

Equipped with 15A backlit switches in the ON position. Made of UV-resistant, anti-corrosion polycarbonate. Includes 30 square label kit. Low profile (44.45mm) for installations even in tight spaces.

Model	Composition	Operating voltage	Max Amperage	Dimensions mm	Code
4320	4 x circuit breaker 15A	12 > volt	45 A	17,47x 127	RE 61338

Model	Composition	Operating voltage	Max Amperage	Dimensions mm	Code
4321	4 x circuit breaker 15A 1 x lighter socket 1 x double plug USB	12 volt	45 A	117,47x 168,27	RE 61339

Model	Composition	Operating voltage	Max Amperage	Dimensions mm	Code
4322	6 x circuit breaker 15A	12 > volt	45 A	117,47x 168,27	RE 61340

WATERPROOF PANELS

BLUE SEA
SYSTEMS

360 PANEL
SYSTEM


6 Ways



2 Ways



4 Ways



8 Ways

WATERTIGHT PANELS

Rated IP 67.

Panels can be mounted in four different orientations.

Constructed from corrosion resistant materials.

Toggle switch.

Integrated switch guards prevent accidental switching.

Back dimmable lighting.

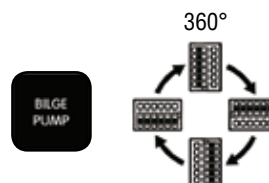


FUSES VERSION (DESIGNED FOR 12V SYSTEMS ONLY).

Integrated ATO/ATC fuse-based circuit protection.

Independent label backlighting circuit for remote switching and dimming.

Bi-colored LEDs for backlighting: ON (green) OFF (red) for easy identification.


12V

N° ways	Panel Orientation	Switch model	Working voltage CC	PMAX panel power	Switch Power at 12V	UNI-VAL fuse protection	Dimensions L x H x W mm	Code
8	360°	ON - OFF	12 V	100 A	15 A	15 A	98,6 x 195,6 x 63,5	RE 61127
6	360°	ON - OFF	12 V	90 A	15 A	15 A	98,6 x 152,4 x 63,5	RE 61125
4	360°	ON - OFF	12 V	60 A	15 A	15 A	98,6 x 109,2 x 63,5	RE 61123
2	360°	ON - OFF	12 V	30 A	15 A	15 A	98,6 x 66,04 x 63,5	RE 61121



8 Ways

HEAT RESTORE

Hooded protection.

BREAKERS VERSIONE (DESIGNED FOR 12 OR 24V)

Integrated push button reset only circuit breakers

for circuit protection Bi-colored LEDs for backlighting: ON (green) OFF (red).

N° ways	Panel Orientation	Switch model	Working voltage CC	MAX panel power	Switch Power at 12V	UNI-VAL fuse protection	Dimensions L x H x W mm	Code
6	360°	ON - OFF	12 - 24 V	45 A	15 A/9 A	15 A	107,9x 152,4x 88,9	RE 61176
4	360°	ON - OFF	12 - 24 V	45 A	15 A/9 A	15 A	107,9x 109,2x 88,9	RE 61177
8	360°	ON - OFF	12 - 24 V	45 A	15 A/9 A	15 A	107,9x 181,3x 88,9	RE 61167



6 Ways



4 Ways

12-24V

WATERPROOF PANELS



CONTURA WATERPROOF FUSE PANELS

Rated IP66
Glass fuses 6.3x32 at 10A included
Constructed from corrosion resistant materials
Completely wired and ready to install
ON-OFF Contura switches
Vertical position: 30 labels included
Horizontal position: 60 labels included
ON indicating LEDs embedded in switch
Grey toggle switch (black finish if requested)
One switch panel is for bilge pump (Auto-Off-On)

BAIT
PUMP



RE 61021



RE 61038



RE 61037



RE 61010



RE 61011

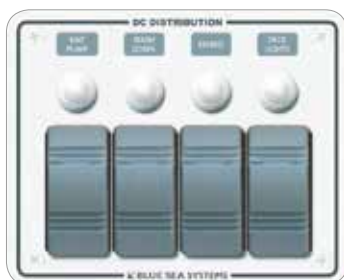
Bilge pumps



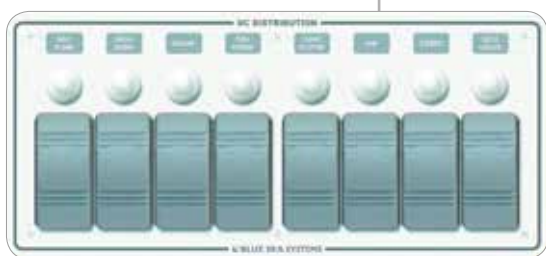
RE 80108

N° ways	Panel Orientation	Switch model	Working voltage CC	MAX panel power	Switch Power at 12V-24V	Glass fuse 6,3x32	Dimensions L x H x W mm	Code
8	HORIZONTAL	ON - OFF	12-24 V	45 A	20 A - 15 A	10 A	238x95,2x76,2	RE 61038
6	VERTICAL	ON - OFF	12-24 V	45 A	20 A - 15 A	10 A	133,3x190,5x76,2	RE 61011
4	HORIZONTAL	ON - OFF	12-24 V	45 A	20 A - 15 A	10 A	133,3x95,2x76,2	RE 61037
3	VERTICAL	ON - OFF	12-24 V	45 A	20 A - 15 A	10 A	133,3x95,2x76,2	RE 61010
1	VERTICAL	ON *- OFF - ON	12-24 V	45 A	20 A - 15 A	10 A	57,1x95,2x76,2	RE 80108
1	VERTICAL	ON *- OFF dual USB	12-24 V	45 A	20 A - 15 A	10 A	133,3x190,5x76,2	RE 61021

WATERPROOF PANELS



RE 61113



RE 61114



RE 61112

CONTURA WATERPROOF PANELS

Rated IP 66. Push button circuit breaker with waterproof boot

Constructed from corrosion resistant materials

Completely wired and ready to install


ON-OFF Contura switches. ON indicating LEDs embedded in toggle switches

WHITE PANELS:

grey toggle switches

BLACK PANELS:

black toggle switches.



RE 61111



RE 61122

N° ways	Panel Orientation	Switch model	MAX voltage CC	MAX panel power	Switch Power at 12V - 24V	Switch Protection rating	Dimensions L x H x W mm	Code
8	HORIZONTAL	ON - OFF	24 V	45 A	20 A - 15 A	15 A	238 x 107,9 x 82,5	RE 61114
6	VERTICAL	ON - OFF	24 V	45 A	20 A - 15 A	15 A	114,3 x 190,5 x 82,5	RE 61111
4	HORIZONTAL	ON - OFF	24 V	45 A	20 A - 15 A	15 A	133,3 x 107,9 x 82,5	RE 61113
3	VERTICAL	ON - OFF	24 V	45 A	20 A - 15 A	15 A	114,3 x 95,2 x 82,5	RE 61112
6	VERTICAL	ON - OFF Dual USB	24 V	45 A	20 A - 15 A	15 A	114,3 x 190,5 x 81,5	RE 61122



RE 61178



RE 61180



RE 61181

BAIT
PUMP



RE 61179



RE 61124

N° ways	Panel Orientation	Switch model	MAX voltage CC	MAX panel power	Switch Power at 12V - 24V	Switch Protection rating	Dimensions L x H x W mm	Code
8	HORIZONTAL	ON - OFF	24 V	45 A	20 A - 15 A	15 A	238 x 107,9 x 82,5	RE 61178
6	VERTICAL	ON - OFF	24 V	45 A	20 A - 15 A	15 A	114,3 x 190,5 x 82,5	RE 61179
4	HORIZONTAL	ON - OFF	24 V	45 A	20 A - 15 A	15 A	133,3 x 107,9 x 82,5	RE 61180
3	VERTICAL	ON - OFF	24 V	45 A	20 A - 15 A	15 A	114,3 x 95,2 x 82,5	RE 61181
6	VERTICAL	ON - OFF Dual USB	24 V	45 A	20 A - 15 A	15 A	114,3 x 190,5 x 82,5	RE 61124

PANEL BATTERY MANAGEMENT



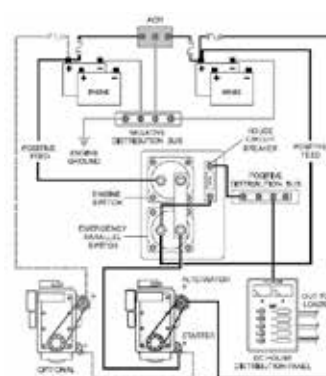
RE 61149

PANEL BATTERY MANAGEMENT

Isolates engine circuit from house circuit.
Allows emergency cross connect between isolated battery banks.
Provides DC main circuit protection (except cod.RE 61150)
ON indication led



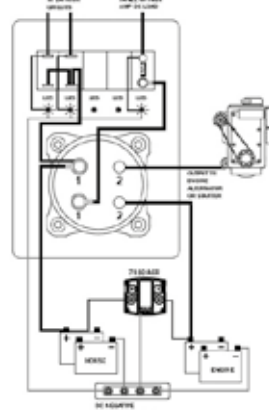
RE 61150



RE 61151



RE 61152



RE 61148



RE 61147

Continuous rating	Intermit. rating 5 min	Cranking rating 10 sec	Main Circuit breaker	Dimensions panel mm	Thick. panel mm	Circuit breaker	Free positions	Code
300 A	500 A	700 A	100 A	133,35 x 165,10	76,20	-	-	RE 61149
300 A	500 A	1500 A	NO	158,75 x 190,50	57,15	-	-	RE 61150
200 A	500 A	700 A	100 A	114,3 x 190,5	82,55	2 x 15 A	1	RE 61151
300 A	525 A	700 A	100 A	133,35 x 203,20	88,90	2 x 15 A	2	RE 61152
300 A	450 A	1000 A	100 A	184,15 x 203,20	82,5	3 x 15 A	3	RE 61147
350 A	525 A	1000 A	100 A	266,70 x 203,20	88,9	4 x 15 A	6	RE 61148

360 PANEL BATTERY MANAGEMENT

Provide a solution for 12V function:

- 1 engine and 1 battery bank,
- 2 engine and 2 battery bank,
- 3 engine and 3 battery bank.

Combine DC functions into one compact panel. Provides control of key functions.

Allows emergency cross connect between isolated battery bank. Voltage supply: 12Vdc.



Mod.	Battery n°	Engine n°	Battery switch 0-1	Battery switch 0-1-Both	Push butt. Reset-only 10 A	Push butt. Reset-only 15 A	On-Off Rocker switch	Flat rocker 100 A	Flat rocker 15 A	Dimensions panel mm	Code
1408	2	1	-	1	-	3	-	1	-	124x197x89	RE 61209

ELECTRIC PANELS

RE 61301

**360 MODULAR PANELS 12V
PUSH BUTTON CIRCUIT BREAKER
AND MINI ROCKER SWITCHES**

Available with analog voltmeters

Panels can be customized

All panels are full pre-wired

All panels are manufactured with heavy aluminum alloy

Includes RE 61195- square format label set (set 120 pcs optional)


Snap-on end plates conceal mounting screws



RE 61302



RE 61310



RE 61306



RE 61311



RE 61308



RE 61309



RE 61312



RE 61307

Model	10A push button installed	Number rocker installed	Voltage rating	Max Amp	Analog voltmeter 8-16 V	Analog ammeter 0-50 A	Dimension L x H x W mm	Code
1455	4 (10 A)	4	12 V	100 A	-	-	123,8x120,6x65	RE 61301
1456	8 (10 A)	8	12 V	100 A	-	-	234,9x120,6x65	RE 61302
1457	8 (10 A)	8	12 V	100 A	-	-	123,8x196,8x65	RE 61306
1459	4 (10 A)	4	12 V	100 A	YES	-	123,8x196,8x65	RE 61307
1461	12 (10 A)	12	12 V	100 A	-	-	123,8x273x65	RE 61308
1163	8 (10 A)	8	12 V	100 A	YES	-	123,8x273x65	RE 61309
1464	12 (10 A)	12	12 V	100 A	YES	-	234,9x196,8x65	RE 61311
1450	8 (15 A)	-	12 V	90 A	-	-	123,88x120,65x88,9	RE 61312
1498	8 (15 A)	2 sockets	12 V	90 A	Dual USB - Lighter socket		196,85x123,95x88,9	RE 61310

ELECTRIC PANELS

BLUE SEA
SYSTEMS360 PANEL
SYSTEM

RE 61317

**360 MODULAR PANELS 12V - 24V*
FLAT ROCKER CIRCUIT BREAKERS**

Rocker actuator is flush in the "on" position

Eliminating the risk of accidental switching

Panels can be customized

All panels are full pre-wired

All panels are manufacture with heavy aluminium alloy

Includes RE 61195 - square format label set (set 120 pcs optional)

"ON" indicating led installed in all circuit positions

Snap-on end plates conceal mounting screws

*Conversion kit backlighting from 12V panels to 24V systems
(require one kit per 12Volt DC circuit breaker module)

RE 61318



FLAT ROCKER



RE 61319



RE 61321



RE 61322



RE 61313

Mod.	15A Flat rocker installed	Panel cumulative rating	Voltage rating	Max Amp	Analog Voltmeter 8-16V	Analog Ammete 0-50 A	Digital multimeter	Dimension L x H x W mm	Code
1216	4	100 A	12 V	100 A	-	-	-	123,8x120,6x65	RE 61317
1225	8	100 A	12 V	100 A	-	-	-	234,9x120,6x65	RE 61318
1222	16	100 A	12 V	100 A	-	-	-	234,9x196,8x65	RE 61319
1200	8	100 A	12 V	100 A	-	-	-	123,8x196,8x65	RE 61321
1223	12	100 A	12 V	100 A	-	-	-	123,8x273x65	RE 61322
1495	4	100 A	12 V	100 A	Dual USB - Lighter socket			123,8x273x65	RE 61313

ELECTRIC PANELS

**360 MODULAR PANELS 12V - 24V*
FLAT ROCKER CIRCUIT BREAKERS**

Rocker actuator is flush in the "on" position

Eliminating the risk of accidental switching

Available with analog or digital instruments

Panels can be customized. All panels are full pre-wired

All panels are manufacture with heavy aluminium alloy

Includes square format label set (set 120 pcs optional)

"ON" indicating led installed in all circuit positions

Snap-on end plates conceal mounting screws

*Conversion kit backlighting from 12V panels to 24V systems
(require one kit per 12Volt DC circuit breaker module)

BILGE
PUMP



RE 61323



RE 61325



RE 61327



RE 61326



RE 61328

Mod.	15A Flat rocker installed	Panel cumulative rating	100A main installed	Voltage rating	Analog Voltmeter 8-16 V	Amper analog 0-50 A	Digital multimeter	Dimension L x H x W mm	Code
1201	16	50 A	-	12 V	YES	YES	-	346,1x196,8x65	RE 61323
1221	19	100 A	1	12 V	-	-	YES	346,1x196,8x90	RE 61325
1217	12	100 A	-	12 V	-	-	YES	234,9x196,8x90	RE 61326
1227	8	100 A	-	12 V	-	-	YES	123,8x273x90	RE 61327
1497	8	100 A	-	12 V	Dual USB-Lighters socket		8 pos M2	234,9x196,8x101,6	RE 61328



RE 61341



RE 61342



RE 61346

BILGE
PUMP**360 MODULAR PANELS 230V**

MODELS WITH BLACK TOGGLE CIRCUIT BREAKERS

MODELS WITH RAISED ROCKERS

All panels are full pre-wired

All hot, neutral and safety ground buses installed

All panels are manufacture with heavy aluminium alloy

All circuit label position are backlit (included set 30 label set 120 pcs optional)

"ON" indicating led installed in all circuit positions

5 to 50 A circuit breakers can be mounted (on request)

Available with analog instruments (voltmeter - ammeter)

Red reverse polarity indication led.



RE 61348



RE 61350



RE 61352



RE 61354



RE 61356

Mod.	Main Circuit breaker Installed	8A Circuit breaker installed	Voltage rating	Analog Voltmeter 8 - 16 V	Analog Ammeter 0 - 50 A	Digital multimeter	Dimension L x H x W mm	Code
1209	2 x 16 A	-	230 V	-	-	-	123,8x120,6x65	RE 61341
1232	2 x 32 A	-	230 V	-	-	-	123,8x120,6x65	RE 61342
1211	-	4	230 V	-	-	-	123,8x120,6x65	RE 61346
1215	1 x 16 A	2	230 V	-	-	-	123,8x120,6x65	RE 61348
1233	1 x 16 A	6	230 V	-	-	-	234,9x120,6x65	RE 61350
1207	1 x 16 A	2	230 V	YES	-	-	123,8x196,8x65	RE 61352
1229	-	8	230 V	-	-	-	123,8x196,8x65	RE 61354
1203	1 x 16 A	6	230 V	-	-	-	123,8x196,8x65	RE 61356

360 AC/DC ELECTRIC PANELS

BLUE SEA
SYSTEMS

360 PANEL
SYSTEM

360 MODULAR PANELS 12V (24V)* 230V

MODELS WITH BLACK TOGGLE CIRCUIT BREAKERS

MODELS WITH RAISED ROCKERS

Maximum Amperage: 50A AC 100A DC

All circuit label position are backlit (included set 30 label set 120 pcs optional)

"ON" indicating led installed in all circuit positions

Available with analog instruments (voltmeter – ammeter)

Available with digital multimeter.

*Conversion kit backlighting from 12V panels to 24V systems (require one kit per 12Volt DC circuit breaker module)



RE 61358



Mod.	AC Main breaker installed	8 A breaker installed	100 A DC main installed	15 A breaker installed	AC Analog Meter V A	DC Analog Meter V A	Digital multimeter	Dimension L x H x W mm	Code
1219	1x16	6	1	19	-	-	2	346x273x90	RE 61358

360 PANELS ACCESSORIES

BLUE SEA
SYSTEMS

360 PANEL
SYSTEM

360 PANELS ACCESSORIES



RE 61220



RE 61392



RE 61397



RE 61398



RE 61394



RE 61396



RE 61399



RE 61365



RE 61363



RE 61395



RE 61221



RE 61368



RE 61367



RE 61369



RE 61373

Model	Number Module n°	Description	Dimension L x H x W mm	Code
4121	x 1 module	Label backlight system 4 position		RE 61391
1475	1	Mounting panel single meter	123,8 x 120,6 mm	RE 61363
1525	1	Plugs empty for M2 OLED	120,65 x 123,94 mm	RE 61365
1510	1	Mounting panel single gauge	123,8 x 120,6 mm	RE 61367
1518	1	Panel 360 blank square	123,8 x 120,6 mm	RE 61368
1331	1	AC insulating Cover 1 module	1 module	RE 61369
4113	-	Conversion Kit 12-24 Volt DC	-	RE 61373
1139	1	Mounting panel single battery switch	123,8 x 120,6 x 12,7 mm	RE 61394
1477	1	Mounting panel 185 series circuit breaker	123,8 x 120,6 x 12,7 mm	RE 61395
1472	1	12 Volt DC socket panel	123,8 x 120,6 x 38 mm	RE 61396
1478	1	12 Volt DC socket panel and USB plug	123,8 x 120,6 x 38 mm	RE 61399
4111		Adapts push button circuit breaker		RE 61397
4112		Adapts toggle circuit breaker		RE 61398
4119		Adapts rocker switch		RE 61392
4116		Plugs empty flat rocker switch aperture		RE 61220
4117		Plugs empty rocker switch aperture		RE 61221

360 PANELS ACCESSORIES



(ON) TEMPORARY POSITION
WITH SPRING RETURN



RE 61232



RE 61231



RE 61230



RE 61223



RE 61222

MINI ROCKER SWITCHES

For use in 360° panels

SINGLE POLE

Model	Action	Power max 12 VDC	Power max 24 VDC	Power max 230 VAC	Terminal size	Figure	Code
7480	ON - OFF	10 A	10 A	10 A	F 4,8	1	RE 61374
7481	(ON) - OFF	10 A	10 A	6 A	F 4,8	1	RE 61375
7482	ON - OFF - ON	10 A	8 A	8 A	F 4,8	2	RE 61376
7483	ON - OFF - (ON)	10 A	8 A	8 A	F 4,8	2	RE 61377
7484	(ON) - OFF - (ON)	10 A	8 A	8 A	F 4,8	2	RE 61378
7485	(ON) - OFF - (ON)	10 A	8 A	8 A	F 4,8	4	RE 61393

DOUBLE POLE

Model	Action	Power max 12 VDC	Power max 24 VDC	Power max 230 VAC	Terminal size	Figure	Code
7490	ON - OFF	5 A	5 A	4 A	F 4,8	1	RE 61379
7491	ON - ON	5 A	5 A	4 A	F 4,8	3	RE 61380
7493	ON - (ON)	5 A	5 A	4 A	F 4,8	3	RE 61381
7492	ON - OFF - ON	5 A	5 A	4 A	F 4,8	2	RE 61382
7494	ON - OFF - (ON)	5 A	5 A	4 A	F 4,8	2	RE 61383
7495	(ON) - OFF - (ON)	5 A	5 A	4 A	F 4,8	2	RE 61384

REMOTE CONTROL CONTURA SWITCHES

Vibration, shock, moisture and salt resistant

Provide remote switching of ML-Series and SD Series

Model	Working Temperature	Max Power 24 V - 12 V	Consumption mA	Mounting hole mm	Code
2146	- 40° C + 85° C	15 A - 20 A	18	36,83 x 21,08	RE 61230
2145	- 40° C + 85° C	15 A - 20 A	18	36,83 x 21,08	RE 61231
2155	- 40° C + 85° C	15 A - 20 A	18	36,83 x 21,08	RE 61232

PANEL FOR REMOTE CONTROL CONTURA SWITCHES

For use with remote battery switch

For use with automatic charging relays

Mounted on 360 panels

Single switches

Model	360 panels modules	Function Battery bank	Function automatic Charging relay	Power max 12 V - 24 V	Number lockout slide	Dimensions panels mm	Code
1147	1	2	1	20 A - 15 A	2	123,8 x 120,6 x 50,8	RE 61222
1148	1	3		20 A - 15 A	3	123,8 x 120,6 x 50,8	RE 61223



RE 61026



RE 61012



RE 61158



RE 61054



RE 61014



RE 61013

DC CIRCUIT BREAKER PANELS 12 OR 12/24V

All panels are full pre-wired

All positive, negative and grounded buses installed on tin-copper bussing

All panel are manufacture with heavy aluminium alloy

All circuit label position are backlit (set 30 label included)

"ON" indicating led installed in all circuit positions

A wide range of circuit breakers between 5 and 50A (on request)

Available with digital multimeter

All panel with analog meter are owner upgradable to 24 Volt (on request)

Panels with meters include a toggle switch for monitoring up to 3 battery banks

REFRIGERATOR

Model	Total position DC	Circuit breaker installed DC	n° free position	Digital multimeter DC	Analog Voltmeter	Analog ammeter	Voltage rating DC	Dimensions L x H x W mm	Code
8082	10	7 x 15 A	3	-	8 - 16V	0 - 50 A	12V	133,3x285,7x70	RE 61026
8482	10	7 x 15 A	3	YES	-	-	12 - 24V	133,3x285,7x70	RE 61158
8023	8	5 x 15 A	3	-	-	-	12 - 24V	133,3x190,5x70	RE 61013
8096	6	6 x 15 A	0	-	-	-	12 - 24V	266,7x95,2x70	RE 61054
8081	5	5 x 15 A	0	-	8 - 16V	0 - 50 A	12V	133,3x190,5x70	RE 61014
8025	3	3 x 15 A	0	-	-	-	12 - 24V	133,3x95,2x70	RE 61012

DC CIRCUIT BREAKER PANELS 12/24V

All panels are full pre-wired

All positive, negative and grounded buses installed on tin-copper bussing

All panels are manufacture with heavy aluminium alloy

All circuit label position are backlit (set 30 label included)

"ON" indicating led installed in all circuit positions

A wide range of circuit breakers between 5 and 50A (on request)

Available with digital multimeter

All panel with analog meter are owner upgradable to 24 Volt (on request)

Panels with meters include a toggle switch for monitoring up to 3 battery banks

REFRIGERATOR



RE 61154



RE 61153



RE 61129



RE 61144

Model	Total position DC	Circuit breaker installed DC	Digital multimeter DC	Analog Voltmeter 8-16V	Analog ammeter 0-100A	Voltage rating DC	Dimensions L x H x W mm	Code
8382	GEN + 35	1x100A + 26x15A	1	-	-	12-24V	374,6 x 285,7 x 86	RE 61144
8381	GEN + 32	1x100A + 23x15A	-	1	1	12V	374,6 x 285,7 x 70	RE 61129
8380	GEN + 22	1x100A + 16x15A	-	1	1	12V	266,7 x 285,7 x 70	RE 61153
8379	GEN + 20	1x100A + 14x15A	1	-	-	12-24V	374,6 x 190,5 x 86	RE 61154

DC CIRCUIT BREAKER PANELS 12 OR 12/24V

All panels are full pre-wired

All positive, negative and grounded buses installed on tin-copper bussing

All panel are manufacture with heavy aluminium alloy

All circuit label position are backlit (set 30 label included)

“ON” indicating led installed in all circuit positions

A wide range of circuit breakers between 5 and 50A (on request)

Available with digital multimeter. All panel with analog meter are owner upgradable to 24 Volt (on request)

Panels with meters include a toggle switch for monitoring up to 3 battery banks

REFRIGERATOR



RE 61155



RE 61095



RE 61156



RE 61015



RE 61145



RE 61157

Total position DC	Circuit breaker installed DC	n° free position	Digital multimeter DC	Analog Voltmeter	Analog ammeter	Voltage rating DC	Dimensions L x H x W mm	Code
24	15 x 15 A	9	-	-	-	12- 24V	374,6 x 190,5 x 70	RE 61155
18	15 x 15 A	3	-	8- 16 V	0- 100 A	12V	374,6 x 190,5 x 70	RE 61156
16	10 x 15 A	6	-	-	-	12- 24V	266,7 x 190,5 x 70	RE 61157
13	10 x 15 A	3	-	8- 16 V	0- 100 A	12V	266,7 x 190,5 x 70	RE 61015
13	10 x 15 A	3	YES	-	-	12- 24V	266,7 x 190,5 x 86	RE 61095
12	10 x 15 A	2	-	-	-	12- 24V	374,6 x 114,3 x 70	RE 61145

TOGGLE CIRCUIT BREAKER PANELS 230V

All panels are full pre-wired

All hot, neutral and safety ground buses installed

All panels are manufacture with heavy aluminium alloy

All circuit label position are backlit (set 30 label included)

"ON" indicating led installed in all circuit positions

A wide range of circuit breakers between 5 and 50A (on request)

Available with digital multimeter

All panels with double pole circuit breaker included red reverse polarity indication led

All panels have a 16A double pole circuit breakers

All panels have a variable number of 8A single pole circuit breakers

REFRIGERATOR



RE 61168



RE 61097



RE 61041



RE 61169



RE 61046

Model	Total position AC	8A Circuit breaker installed	n° free position	TVoltage rating AC	Digital multimeter AC	Analog Voltmeter 0 - 250 V	Analog Ammeter 0 - 50 A	Dimensions L x H x W mm	Code
8507	Gen+11	8	3	230 V	1	NO	NO	266,7x190,5x86	RE 61097
8176	Gen+11	8	3	230 V	NO	1	1	266,7x190,5x70	RE 61041
8562	2 Gen+9	6	3	230 V	NO	1	NO	266,7x190,5x70	RE 61168
8512	Gen+6	4	2	230 V	NO	NO	NO	266,7x114,3x70	RE 61169
8199	Gen+4	4	0	230 V	NO	NO	NO	266,7x95,2x70	RE 61046

TOGGLE CIRCUIT BREAKER PANELS 230V

All panels are full pre-wired

All hot, neutral and safety ground buses installed

All panels are manufactured with heavy aluminium alloy

All circuit label positions are backlit (set 30 label included)

"ON" indicating led installed in all circuit positions

A wide range of circuit breakers between 5 and 50A (on request)

Available with digital multimeter

All panels with double pole circuit breaker included red reverse polarity indication led

All panels have a 16A double pole circuit breaker (main)

All panels have a variable number of 8A single pole circuit breaker

REFRIGERATOR



RE 61172



RE 61044



RE 61171



RE 61020



RE 61043



RE 61098



RE 61049



RE 61053



RE 61019

Model	Total position AC	8A Circuit breaker installed	n° free position	Voltage rating AC	Digital multimeter AC	Analog Voltmeter 0 - 250V	Analog Ammeter 0 - 50A	Dimensions L x H x W mm	Code
8506	GEN + 8	5	3	230V	1	NO	NO	133,3 x 285,7 x 86	RE 61171
8174	GEN + 8	5	3	230V	NO	1	1	133,3 x 285,7 x 70	RE 61044
8586	GEN + 8	5	3	230V	NO	1	NO	133,3 x 285,7 x 70	RE 61172
8127	GEN + 6	3	3	230V	NO	NO	NO	133,3 x 190,5 x 70	RE 61020
8505	GEN + 3	3	0	230V	1	NO	NO	133,3 x 190,5 x 86	RE 61098
8143	GEN + 3	3	0	230V	NO	1	NO	133,3 x 190,5 x 70	RE 61043
8129	GEN + 1	0	1	230V	NO	NO	NO	133,3 x 95,2 x 70	RE 61049
8177	GENERAL	1 x 16A	0	230V	NO	NO	NO	66,6 x 95,2 x 70	RE 61019
8179	GENERAL	1 x 32A	0	230V	NO	NO	NO	66,6 x 95,2 x 70	RE 61053

AC/DC ELECTRIC PANELS

COMBINATION AC/DC CIRCUIT BREAKER PANELS

All panels are full pre-wired
 All panels are manufacture with heavy aluminium alloy
 All hot, neutral and safety ground buses installed
 All positive, negative, and grounded buses installed
 Maximun Amperage: 50A DC, 100 A AC
 All circuit label position are backlit (set 30 label included)
 "ON" indicating led installed in all circuit positions
 A wide range of circuit breakers between 5 and 50A (on request)
 Available with digital multimeter AC (volt-Ampere - Hertz)
 Available with digital multimeter DC (volt-Ampere)
 All panel with double pole circuit breaker included red reverse polarity indication led

REFRIGERATOR


RE 61039



RE 61128



RE 61094



RE 61040

Model	N° Double breakers AC	Circuit breakers installed AC	n° breakers DC	n° free position	Voltmeter 8 - 16V 0 - 250V	Ammeter 0 - 100A 0 - 50A	Digital multim. AC	Dimensions L x H x W mm	Code
8186	1x32A+3x16A	6 x 8A	1x100A+13 x15A	12	1 + 1	1 + 1	-	495,3x292,1x70	RE 61039
8195	1x16A	5 x 8A	1x100A+20 x15A	12	1 + 1	1 + 1	-	495,3x292,1x70	RE 61128
8194	1x16A	3 x 8A	1x100A+2 x15A	9	-	-	2	400x254x86	RE 61094
8508	1x16A	3 x 8A	1x100A+9 x15A	9	1 + 1	1 CC	-	374,6x254x70	RE 61040

AC INSULATING COVERS

FOR 230Vac mounting panels and AC/DC combination panels
 Provides electrical and mechanical protection for panel backs



Cover dimension	Panels compatibility	Package pcs	Code
230 x 110 x 90 mm	Cover for 1 column 8 position + Meter	1	RE 61031
275 x 225 x 90 mm	Cover for 2 column 10 position + Meter	1	RE 61032

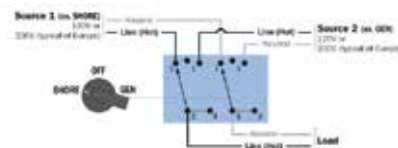
ROTARY SWITCH AND PANELS



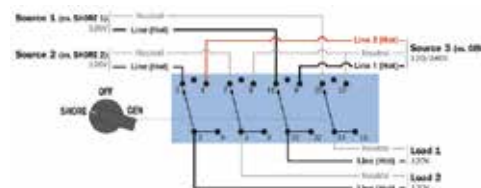
RE 61199



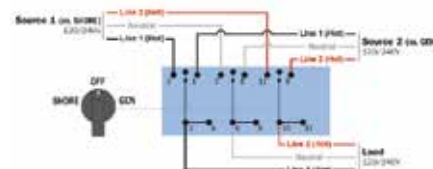
RE 61120



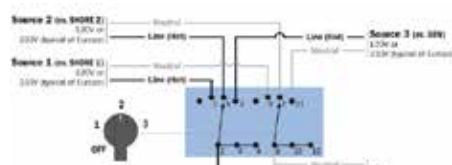
RE 61243



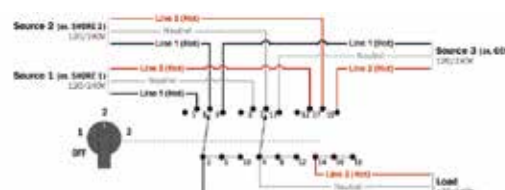
RE 61119



RE 61117



RE 61118



ROTARY SWITCH AND PANELS

Panels are in aluminium with polyurethane finish. ON indicating LEDs installed in all circuit positions.

Thermal current rating	Isolating current rating	Source selector	Poles number N°	Panel dimensions mm	MAX thickness mm	MIN cable sect.	MAX cable sect.	Code
30 A	600 V	2 + OFF	2	133,35 x 95,25	48,51	14	10	RE 61199
65 A	600 V	2 + OFF	2	133,35 x 95,25	61,21	12	6	RE 61120
65 A	600 V	2 + OFF	4	133,35 x 95,25	114,30	12	6	RE 61243
65 A	600 V	2 + OFF	3	133,35 x 95,25	92,7	12	6	RE 61119
30 A	600 V	3 + OFF	2	133,35 x 95,25	61,21	14	10	RE 61117
65 A	600 V	3 + OFF	3	133,35 x 95,25	139,7	12	6	RE 61118

ROTARY SWITCH AND PANELS

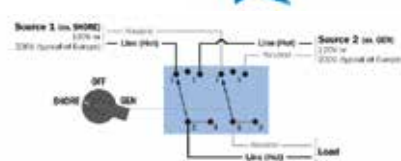
BLUE SEA
SYSTEMS

360 PANEL
SYSTEM

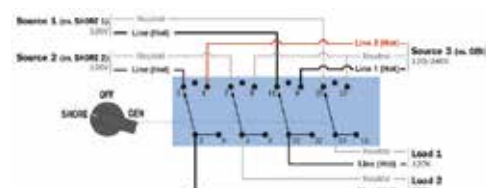

RE 61244



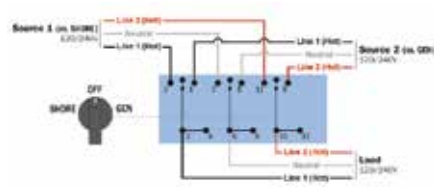
RE 61245



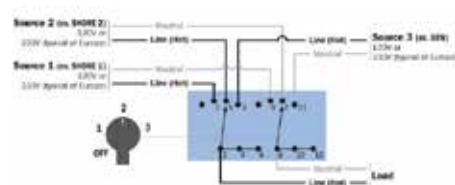
RE 61246



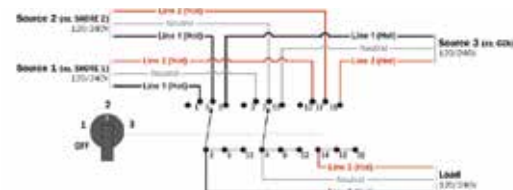
RE 61247



RE 61248



RE 61249



ROTARY SWITCH AND PANELS

Panels are in aluminium with polyurethane finish. ON indicating LEDs installed in all circuit positions.

Thermal current rating	Isolating current rating	Source selector	Poles number N°	Panel dimensions mm	MAX thickness mm	MIN cable sect.	MAX cable sect.	Code
30 A	600 V	2 + OFF	2	123,83 x 120,65	48,51	14	10	RE 61244
65 A	600 V	2 + OFF	2	123,83 x 120,65	61,21	12	6	RE 61245
65 A	600 V	2 + OFF	4	123,83 x 120,65	114,30	12	6	RE 61246
65 A	600 V	2 + OFF	3	123,83 x 120,65	92,7	12	6	RE 61247
30 A	600 V	3 + OFF	2	123,83 x 120,65	61,21	14	10	RE 61248
65 A	600 V	3 + OFF	3	123,83 x 120,65	139,7	12	6	RE 61249



MODEL WITH ALARM

IP 66 splashproof front
Large red LED characters
Display with decimal numbers (i.e. 12.75 V)
3 position switch for multiple battery banks

DC DIGITAL VOLTMETER PANELAccuracy $\pm 0.5\%$

Input voltage V	Voltage range V	Max. power consumption W	Visual alarm	Acoustic alarm	Dimensions L x H x W mm	Inlet hole mm	Code
7 - 60	0 - 60	1	NO	NO	73,5 x 61,7 x 86,3	52	RE 61086
7 - 60	0 - 60	1	YES	YES	73,5 x 61,7 x 86,3	52	RE 61089

**DC AMMETER**

Amperage display 0.01 – 99.9A and 100-500A Accuracy $\pm 0.5\%$
Includes 500A/50mv shunt

Inlet hole V	Voltage range V	Max. power consumption W	Visual alarm	Acoustic alarm	Dimensions L x H x W mm	Inlet hole mm	Code
7 - 60	-500 +500	1	NO	NO	73,5 x 61,7 x 86,3	52	RE 61087

**VOLTMETER WITH ALARM FEATURES**

Accuracy $\pm 0.5\%$ - Includes 500A/50mv shunt
Range -500 + 500A – Voltage range 0 – 60 V

Input voltage V	Voltage range V	Max. power consumption W	Visual alarm	Acoustic alarm	Dimensions L x H x W mm	Inlet hole mm	Code
7 - 60	V - A	1	YES	YES	73,5 x 61,7 x 86,3	52	RE 61088

**DIGITAL VOLTMETER 360 PANEL**

For 360 Panels
3 position switch for multiple battery banks

Voltmeter included	Voltage range	Dimensions L x H x W	Display dimensions	Code
RE 61086	7 - 60	123,8 x 120,6	66,6 x 32	RE 61063

**DC DIGITAL VOLTMETER PANEL**

Perfect solution for Blue Sea Systems panels
3 position switch for multiple battery banks

Voltmeter included	Voltage range	Dimensions L x H x W	Display dimensions	Code
RE 61086	7 - 60	133,3 x 95,2 x 50	66,6 x 32	RE 61018



Full scale Analog ammeter	Input Shunt	Negative Range	Accuracy	Dimensions L x H x D mm	Studs power mm	Screw	Code
0 - 50 A	50 mV	YES	0,25%	50,8 x 31,7 x 42,6	6	4	RE 61081
0 - 500 A	50 mV			82,5 x 44,4 x 44,4	8	4	RE 61082
0 - 100 A	50 mV	YES	0,25%	50,8 x 31,7 x 42,6	6	4	RE 61083
0 - 200 A	50 mV	YES	0,25%	82,5 x 44,4 x 44,4	8	4	RE 61085

**ANALOG VOLTMETER**

Simple 2-wire connection. Perfect for Blue Sea Systems applicable panels.
Surface mounting or panel mounting.

STANDARD SIZE

Input voltage	Systems	Accuracy	Scale range	Dimensions L x H x D mm	Mounting Face mm	Panel mm	Code
8 - 16 V	12 V	2,50%	0,25 V	71,1 x 60,3	51	66,6 x 32	RE 61022
18 - 32 V	24 V	2,50%	0,25 V	71,1 x 60,3	51	66,6 x 32	RE 61064

MICRO SIZE

8 - 16 V	12 V	2,50%	0,25 V	50,8 x 50,8	44	47,2 x 26,8	RE 61023
----------	------	-------	--------	-------------	----	-------------	----------

**DC ANALOG AMMETERS**

Simple 2-wire connection.
Surface mount or panel mount.
Internal shunt 50mV – Accuracy 2.5%.

STANDARD SIZE

Input voltage	Internal Shunt	External Shunt	Scale range	Dimensions L x H x D mm	Mounting Face mm	Panel mm	Code
0 - 25 A	YES	NO	1 A	71,1 x 60,3	51	66,6 x 32	RE 61066
0 - 50 A	NO	50 A / 50 mV	2 A	71,1 x 60,3	51	66,6 x 32	RE 61067
0 - 100 A	NO	100 A / 50 mV	4 A	71,1 x 60,3	51	66,6 x 32	RE 61069
0 - 150 A	NO	150 A / 50 mV	6 A	71,1 x 60,3	51	66,6 x 32	RE 61070
0 - 200 A	NO	200 A / 50 mV	8 A	71,1 x 60,3	51	66,6 x 32	RE 61071

MICRO SIZE

0 - 50 A	NO	50 A / 50 mV	2 A	50,8 x 50,8	44	47,2 x 26,8	RE 61073
----------	----	--------------	-----	-------------	----	-------------	----------

**DC ANALOG ZERO CENTER AMMETER**

Simple 2-wire connection from shunt – includes appropriate shunt 50mV.

STANDARD SIZE

Input voltage	Internal Shunt	External Shunt	Scale range	Dimensions L x H x D mm	Mounting Face mm	Panel mm	Code
50 - 0 - 50 A	NO	50 A / 50 mV	2 A	71,1 x 60,3	51	66,6 x 32	RE 61074
100 - 0 - 100 A	NO	100 A / 50 mV	4 A	71,1 x 60,3	51	66,6 x 32	RE 61075

**AC VOLTMETER FOR 360 PANELS**

Perfect for 360 panels.
3 position selector for multiple battery banks.

Meter installed	Voltage V	Dimensions mm	Display dimensions mm	Code
RE 61022	8-16	123,8 x 120,6	66,6 x 32	RE 61186



IP 66 splashproof front
Surface or panel mounting
3 levels of display brightness

AC VOLTMETER

Accuracy $\pm 1\%$

Input voltage V	Voltage range V	Max consumption W	Visual alarm	Audio alarm	Dimensions L x H x D mm	Inlet hole mm	Code
80 - 249	80 - 249	1	NO	NO	73,5 x 61,7 x 85,73	52	RE 61091



AC AMMETER

Accuracy $\pm 1\%$

Includes current transformer

Input voltage V	Voltage range V	Max consumption W	Visual alarm	Audio alarm	Dimensions L x H x D mm	Inlet hole mm	Code
80 - 249	0 - 150	1	NO	NO	73,5 x 61,7 x 85,73	52	RE 61092



MULTIMETER WITH ALARM FEATURES

Accuracy $\pm 1\%$

Amperage display: 0 – 150A

Voltage display: 80 – 270V

Power kilowatts: 10 – 45Kw

Frequency display: 40 – 90 Hz

Input voltage V	Voltage range V	Max consumption W	Visual alarm	Audio alarm	Dimensions L x H x D mm	Inlet hole mm	Code
80 - 270	V-A-Hz-W	0,027	YES	YES	73,5 x 61,7 x 86,3	52	RE 61090



DIGITAL METER PANEL

Intended use with AC Digital Multimeter ref. RE61090

Perfect solution for monitoring 120/240 Volt AC Systems

Includes two additional current transformers

Four positions: OFF – L1 – LINE – L1 L2

N° meters	Dimensions L x H x D mm	Inlet hole mm	Code
1	133,3 x 95,2 x 3	66,6 x 32	RE 61099



AC VOLTMETERS

Simple 2-wire connection

Readable in low light

Perfect for Blue Sea Systems panels (panel mounting)

Two mounting methods available: surface or panel mount.

Accuracy $\pm 2.5\%$

STANDARD SIZE

Input voltage	Systems	Scale range	Dimensions L x H x D mm	Mounting Face mm	Panel mm	Code
0 - 150 V	120 V	5 V	71,1 x 60,3	51	66,6 x 32	RE 61024
0 - 250 V	230 V	5 V	71,1 x 60,3	51	66,6 x 32	RE 61077

MICRO SIZE

0 - 150 V	120 V	5V	50,8 x 50,8	44	47,2 x 26,8	RE 61078
0 - 250 V	230 V	5V	50,8 x 50,8	44	47,2 x 26,8	RE 61079



AC ANALOG AMMETERS

Meter senses and powers from coil slipped over wire to be measured

Simple 2-wire connection

Easy to read

Perfect for Blue Sea Systems panels (Panel mounting)

Mounting methods: surface or panel mounting

Accuracy $\pm 2.5\%$

STANDARD SIZE

Amperage range	Amperage transformer	Scale range	Dimensions L x H mm	Mounting Face mm	Panel mm	Code
0 - 50 A	YES	2 A	71,1 x 60,3	51	66,6 x 32	RE 61025
0 - 100 A	YES	4 A	71,1 x 60,3	51	66,6 x 32	RE 61182

MICRO SIZE

0 - 50 A	YES	2 A	50,8 x 50,8	44	47,2 x 26,8	RE 61080
----------	-----	-----	-------------	----	-------------	----------



AC CURRENT TRANSFORMER

For use with AC Ammeters

Ammeter range	Output transformer	Reading display	External diam. of transformer	Internal diam. of cables	Model	Code
0 - 50 A	50 mV	YES	35 mm	15,2 mm	Analogic	RE 61183
0 - 100 A	50 mV	YES	35 mm	15,2 mm	Analogic	RE 61184
0 - 150 A	50 mV	YES	35 mm	15,2 mm	Digital	RE 61185

METER MOUNTING PANELS

For standard digital and analogic meters

Meter n°	Panel dimensions L x H x D	Inlet dimensions L x H	Code
1	133,3 x 95,2 x 3 mm	66,6 x 32 mm	RE 61035
1	120,65 x 123,95 x 3 mm	66,6 x 32 mm	RE 61036

SYSTEMS MONITOR ON-BOARD



DIGITAL MONITOR ON-BOARD SYSTEMS (VSM)

NMEA 2000 certified and uses standard connectors. VSM can be interfaced with other systems compliant with NMEA 2000, such as CZone Displays Touch 5 and Touch 10.

DC SYSTEM MONITOR (up to two batteries)

One input monitors DC voltage, state of charge, the current for a battery bank and another input monitors the voltage of an additional battery bank. High and low voltage, high current and low battery alarm.

AC SYSTEM MONITOR: Voltage, current and frequency.

High and low voltage, high current and high and low frequency alarms.

BILGE MONITOR: bilge pumps active, number of cycles in 24 hours, duration. Alarm for minutes of operation or too many cycles.

TANK LEVEL MONITOR: fuel, water, gray/black water. Measurements in both gallons and liters.

Model	Working voltage V	Range voltage V	Range current	Frequency	Dimension	Code
1850	12-24-36-48	7-70Vdc	-500 A to 500 A	40-90 HZ	82 x 82 mm	RE 61424



DIGITAL OLED M2 MONITOR

Measure the essential parameters of the electrical system with adjustable alarms and a self-adjusting display. They include a 500° isolated Relay MOSFET (ECR) which can be used to control external circuits. The bright, self-adjusting LED display. 80dB alarm on all models.



TANK LEVEL MONITOR

Control up to 4 tanks. 80 dB sound alarm. Supply: 7-70 Vdc. Consumption: 0,3-1,0 W. Display sizes: 55 x 28 mm

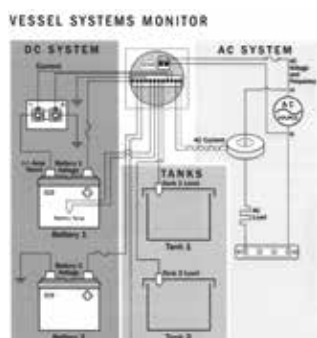
RE 61432

BILGE PUMP MONITOR

Control up to 4 pumps

- Supply 7-70 Vdc
- Not compatible with automatic pumps
- Count the cycles per hour

RE 61425



VSM 422 ULTRASONIC TANK



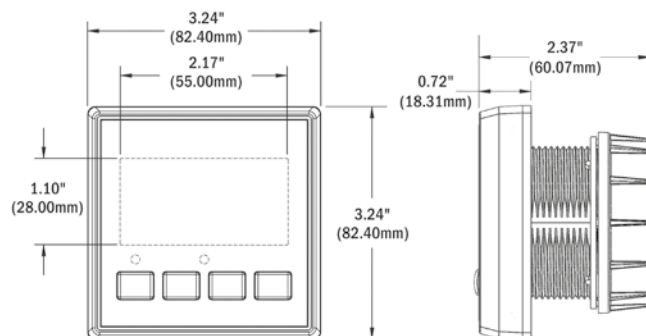
Model	Utilization	Power Max	Nominal voltage	Weight	Code
1811	Petrol	32 VDC	12-24 V	0,11 kg	RE 61422
1810	Diesel fuel, waters white/black	32 VDC	12-24 V	0,11 kg	RE 61423



M2 OLED DIGITAL INSTRUMENT

Organic LED display
Adjustable alarm complete and automatic dimmer
Supply from 7 to 70 VDC
Average consumption: 0,3 W - 1,0 W
Inlet hole: diameter 54mm
Dimensions: 82,40 x 82,40 x 60,07mm
IP 66

AC



Type	Range Display A	Range Display V	Range Display Hz	Range Display W	Internal shunt	Code
Ampmeter	0 - 150 (300*)	—	—	—	YES	RE 61260
Voltmeter	—	50 - 250	—	—	NO	RE 61261
Multimeter	0 - 150 (300*)	50 - 250	40 - 90	0 - 45k	YES	RE 61262



DC

Type	Range Display A	Range Display V	Internal shunt	Code
Battery Monitor	from - 500 to 500	8 - 70	NO	RE 61263
Ampmeter	from - 500 to 500		NO	RE 61264
Voltmeter		8 - 70	NO	RE 61265



Type	Reading scale A	Reading scale V	Supply	Internal shunt	Mounting hole	Code
Mini Ampmeter	from -100 to 100	-	12/24 V	NO	29 mm	RE 61267
Mini Voltmeter	-	from 8 to 36	12/24 V	-	29 mm	RE 61268



TEMPERATURE MONITOR

Model	Supply V	Max absorption	Range °C	Dimensions mm	Code
1841	7 - 70	1 W	- 40 - 125	55 x 28	RE 61433
1741	12/24	10 mA	- 40 - 125	Diameter 40	RE 61434

**CIRCUIT BREAKER MOUNTING SCREWS**

Fits all circuit breakers. Sold in package of 6.

RE 61017

TOGGLE CIRCUIT BREAKER PANEL PLUG

Black plug 16mm diameter. Sold in package 10 pcs.

RE 61187

**AC INSULATING COVERS**

FOR 230Vac mounting panels and AC/DC combination panels. Provides electrical and mechanical protection for panel backs

Cover dimension	Description	Package pcs	Code
133 x 95,2 mm	Cover for 3 position panels	1	RE 61058
133 x 190,5 mm		1	RE 61059
266 x 190,5 mm		1	RE 61060
230 x 110 x 90 mm	Cover for 1 column 8 position + Meter	1	RE 61031
275 x 225 x 90 mm	Cover for 2 column 10 position + Meter	1	RE 61032

**MICRO-LED INDICATOR LIGHTS 12-24V**

Color	Lights diameter	Led diameter	Hole size	Max width	Code
Red	5 mm	3 mm	4 mm	15 mm	RE 61016/R
Green	5 mm	3 mm	4 mm	15 mm	RE 61016/V
Yellow	5 mm	3 mm	4 mm	15 mm	RE 61016/G

**MICRO-LED INDICATOR LIGHTS 220V**

Color	Lights diameter	Led diameter	Hole size	Max width	Code
Red	5 mm	3 mm	4 mm	15 mm	RE 01025
Green	5 mm	3 mm	4 mm	15 mm	RE 01024
Yellow	5 mm	3 mm	4 mm	15 mm	RE 01023

**LABEL BACKLIGHT SYSTEM**

Easily installed in Blue Sea circuit breaker panels. Kit for a rapid installation.

N° positions	Voltage	Led Color	Amperage draw	Code
8 - 5 - 3 positions	12 - 24V	Green	56 mA	RE 61056
4 positions	12 - 24V	Green	28 mA	RE 61188
10 positions	12 - 24V	Green	70 mA	RE 61057
13 positions	12 - 24V	Green	90 mA	RE 61189

REFRIGERATOR

LARGE FORMAT LABELS (36,51X11,1)

BS Code	Description	Language	Quantity	Color	Code
8030	DC LABEL BASIC	ENGLISH	30	Black	RE 61190
8039	DC LABELS EXTENDED	ENGLISH	120	Black	RE 61191
8031	AC LABELS BASIC	ENGLISH	30	Black	RE 61192
8067	AC LABELS EXTENDED	ENGLISH	120	Black	RE 61193

BAIT
PUMP**SMALL FORMAT LABELS (15,9X9,5)**

Used on Contura waterproof panels - Used on ST blade fuses blocks.

Description	Panel colors	Label colors	Code
KIT 60 LABELS	White	Grey	RE 61194
KIT 60 LABELS	Black	Black	RE 61008

BILGE
PUMP**SQUARE FORMAT LABELS (15X15)**

Used on 360 panels, Battery management panels and waterproof panels.

BS Code	Description	Language	Quantity	Color	Code
4215	KIT 1 DC	ENGLISH	30	Black	RE 61195
4218	KIT 2 DC	ENGLISH	30	Black	RE 61196