



- Helicoidal electric blowers
- Circular silencier
- No-vibration ring
- Centrifugal electric blowers
- In-line blowers
- Heavy duty blowers
- Continuous duty blowers
- RINA approval blowers
- Oscillating fans



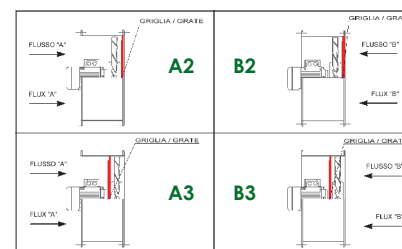
HELICOIDAL ELECTRIC BLOWERS



HELICOIDAL ELECTRIC BLOWERS

Applications: Air suction and ventilation in closed rooms
And circulation of air in engine room etc.,
They are built for obtaining a big volume of air and low pressure
Can work at vertical axis (wall)
or horizontal axis (ceiling)
Drum: painted sheet steel
Impeller: light no sparking alloy
Supplied with the protection grate on the motor side
Specify the execution on the order

POSSIBLE EXECUTIONS:



Model	Supply V	Power Kw	Absorp. A	RPM	Noise 1,5 m	Delivery m ³ /min	Pressure mm H ₂ O	Weight Kg	Code
ELL 315 R	12	0,15	10	1500	60 dB/a	38	8	11	RE 80401
ELL 315 R	24	0,15	5	1500	60 dB/a	38	8	11	RE 80402
ELL 315/2 R	24	0,60	14	2100	68 dB/a	74	22	12	RE 80403
ELL 355 R	24	0,15	5,5	1500	62 dB/a	52	13	13	RE 80404
ELL 355/2 R	24	0,60	16	2100	72 dB/a	96	22	14	RE 80405
ELL 400 R	24	0,30	9	1500	65 dB/a	70	14	14	RE 80406
ELL 400/2 R	24	0,60	18	2100	72 dB/a	130	24	15	RE 80407
ELL 450 R	24	0,30	9	1500	70 dB/a	96	17	15	RE 80408
ELL 450/2 R	24	0,60	21	2100	78 dB/a	143	28	16	RE 80409



CYLINDRICAL SILENCIERS

They are used to absorb the noise in air ventilation ducts.
Galvanised steel casing, thickness 0,8mm up to Ø1250 and 1,0mm over.
• Mounting flange with threaded insert
• Acoustic material in mineral wool 70kg/m³ with protection against erosion by glass fibre fire

Model	Applications	Internal diameter	Length mm	External diameter	Fixing hole	Hole distance	Weight Kg	Code
Bb 315	ELL 315 R	315 mm	315	400 mm	8 x M8	355 mm	10	RE 80421
Bb 355	ELL 355 R	355 mm	355	455 mm	8 x M8	395 mm	12	RE 80422
Bb 400	ELL 400 R	400 mm	400	500 mm	8 x M10	450 mm	15	RE 80423
Bb 450	ELL 450 R	450 mm	450	600 mm	8 x M10	500 mm	20	RE 80424



NO-VIBRATION RINGS

The ring is built in a special rubber to avoid all vibrations and noise.
These parts are installed between the blower and the surface where the blower is mounted.

Model	Applications	Internal diameter	Thickness mm	External diameter	Prisoner section	Hole distance	Weight Kg	Code
20A 315	ELL 315 R	315 mm	30	385 mm	8 x M8	355 mm	1	RE 80431
20A 355	ELL 355 R	355 mm	30	425 mm	8 x M8	395 mm	1	RE 80432
20A 400	ELL 400 R	400 mm	30	470 mm	8 x M8	438 mm	1	RE 80433
20A 450	ELL 450 R	450 mm	30	520 mm	8 x M8	487 mm	1	RE 80434

CENTRIFUGAL ELECTRIC BLOWERS

CENTRIFUGAL ELECTRIC BLOWERS

Applications: air suction and ventilation in closed area (toilet, kitchen, engine room).

Spiral casing: painting

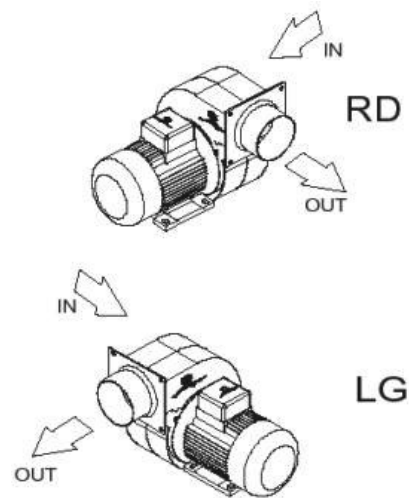

Impeller: steel forward blades

The blower C series are built to obtain low and medium pressure at low medium flow rates

The air passing through the fan even if it is slightly dusty can have a maximum temperature of +80°C

Model C202, C302, C402, C502 C503 AND C20 are supplied with flanged fitting and safety grid on the fan inlet

The C25, C30 models are supplied with a counter Flanges for fitting to the piping



Model	Supply V	Power Kw	Absorption A	RPM	Noise 1,5m	Delivery m ³ /min	Pressure mm H ₂ O	Weight Kg	Code
C 202 RD	12	0,075	3,2	2800	47 dBA	4,5	22	2,5	RE 80440
C 202 RD	24	0,070	1,6	2800	47 dBA	4,5	22	2,5	RE 80441
C 202 LG	12	0,11	3,2	2800	47 dBA	4,5	22	2,5	RE 80442
C 202 LG	24	0,11	1,6	2800	47 dBA	4,5	22	2,5	RE 80443
C 302 RG	24	0,11	3,5	2500	56 dBA	10	30	6	RE 80444
C 302 LG	24	0,11	3,5	2500	56 dBA	10	30	6	RE 80445
C 402 RG	24	0,11	5	2000	56 dBA	15	30	6,5	RE 80446
C 402 LG	24	0,11	5	2000	56 dBA	15	30	6,5	RE 80447
C 502 URD	24	0,15	7	2000	57 dBA	20	40	8	RE 80448
C 502 U LG	24	0,15	7	2000	57 dBA	20	40	8	RE 80449
C 503 URD	24	0,30	16	2700	63 dBA	24	64	8,5	RE 80450
C 503 U LG	24	0,30	16	2700	63 dBA	24	64	8,5	RE 80451
C20 RD	24	0,26	13	1500	53 dBA	24	34	19	RE 80452
C20 LG	24	0,26	13	1500	53 dBA	24	34	19	RE 80453
C 20/3 RD	24	0,55	28	2000	58 dBA	37	63	20	RE 80454
C 20/3 LG	24	0,55	28	2000	58 dBA	37	63	20	RE 80455
C 25 RD	24	0,97	45	1500	62 dBA	55	49	37	RE 80456
C 25 RD	24	0,97	45	1500	62 dBA	55	49	37	RE 80457



IN-LINE BLOWERS

Applications: ventilation for engine compartment, galley and toilet areas
Slip on inlet and outlet ducting connections.
In white ABS. Watertight .
Continuous duty. ISO 8846 and 9097 marine.



Model	Supply V	Absorption A	Delivery Max m ³ /min	Diameter tube	Weight gr	Code
140	12	2,9	3,8	75 mm	500	RE 80036
140-24	24	1,7	3,8	75 mm	500	RE 80052
240	12	4,3	6,7	100 mm	600	RE 80037
240-24	24	2,4	6,7	100 mm	600	RE 80053

HEAVY DUTY BLOWERS

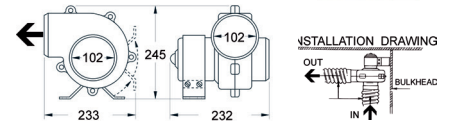
Applications: evacuating fuel vapour from bilge area (ISO 8846 marine)
Flangemount. Tough reinforced plastic housing
Rotor Delrin.
35400 series



Supply V	Absorption A	Delivery Max m ³ /h	Ø Inlet Pipe mm	Ø Outlet Pipe mm	Dimension mm	Weight Kg	Codice
12	15	420	102	92	229 x 222 x 222	2,7	RE 80032
24	7,5	420	102	92	229 x 222 x 222	2,7	RE 80033

HEAVY DUTY BLOWERS

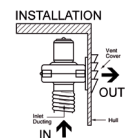
Applications: evacuating fuel vapour from bilge area (ISO 8846 marine)
Flexmount bracket
Tough reinforced plastic housing
Rotor Delrin
35440 series



Supply V	Absorption A	Delivery Max m ³ /h	Ø Inlet Pipe mm	Ø Outlet Pipe mm	Dimensions mm	Weight Kg	Code
12	15	420	102	102	244 x 235 x 232	3,2	RE 80070
24	7,5	420	102	102	244 x 235 x 232	3,2	RE 80071

CONTINUOUS DUTY BLOWERS

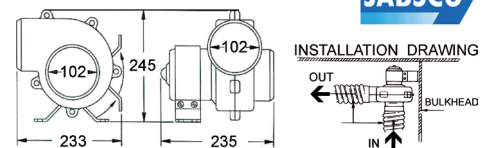
Flangemount
Efficient high volume air flow
Extended life 5.000 hour motor
Corrosion-resistant materials throughout
Conform with ISO 9097 marine. USCG 183/410



Supply V	Absorption A	Delivery Max m ³ /h	Ø Inlet Pipe mm	Ø Outlet Pipe mm	Dimensions mm	Weight Kg	Code
12	15	420	102	92	229 x 222 x 238	2,7	RE 80184
24	10	420	102	92	229 x 222 x 238	2,7	RE 80185

CONTINUOUS DUTY BLOWERS

Flexmount bracket
Efficient high volume air flow
Extended life 5.000 hour motor
Corrosion-resistant materials throughout
Conform with ISO 9097 marine. USCG 183/410



Supply V	Absorption A	Delivery Max m ³ /h	Ø Inlet Pipe mm	Ø Outlet Pipe mm	Dimensions mm	Weight Kg	Code
12	15	420	102	102	236 x 245 x 235	3,2	RE 80186
24	10	420	102	102	236 x 245 x 235	3,2	RE 80187



FLEX MOUNT BLOWERS - RINA CERTIFICATION

In anti-shock robust ABS, White coloured
Installation with flexible with adjustable output at 360°
ISO 8846, ISO 8849, EN 55014, ISO 10133



Supply V	Absorption A	Delivery m³/h	Aspiration Ø mm	Diameter Ø mm	Dimensions mm	Colour	Code
12	11,5	550	110	103	290 x 257 x 150	White	RE 80483
24	7	550	110	103	290 x 257 x 150	White	RE 80484
12	15	750	150	103	290 x 257 x 150	White	RE 80485
24	8	750	150	103	290 x 257 x 150	White	RE 80486
24	16	1000	150	103	290 x 257 x 180	White	RE 80487



BLOWERS FLANGE MOUNT - RINA CERTIFICATION

In robust white ABS Anti-shock
Screws and bends in stainless steel
Flange mounting
ISO 8846, ISO 8849, EN 55014, ISO 10133



Supply V	Absorption A	Delivery m³/h	Aspiration Ø mm	Diameter Ø mm	Dimensions mm	Colour	Code
12	3,9	280	75	72	200 x 165 x 195	White	RE 80460
24	2,5	280	75	72	200 x 165 x 195	White	RE 80461
12	11,5	550	110	103	290 x 257 x 150	White	RE 80462
24	7	550	110	103	290 x 257 x 150	White	RE 80463
12	19	750	150	103	290 x 257 x 150	White	RE 80464
24	11	750	150	103	290 x 257 x 150	White	RE 80465
24	16	1000	150	103	290 x 257 x 180	White	RE 80466

IN LINE BLOWERS

Compact and simple design. Flexible installation. Low power consumption. Quiet operation.
Compliant with standards ISO 8846 EN55014

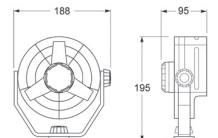


Supply V	Absorption A	Delivery m³/h	Aspiration Ø mm	Diameter Ø mm	Dimensions mm	Colour	Flanges	Code
12	7	1000	178	178	220 x 165	Black	no	RE 80495
24	3,5	1000	178	178	220 x 165	Black	no	RE 80496
12	7	1000	178	178	250 x 220	Black	yes	RE 80497
24	3,5	1000	178	178	250 x 220	Black	yes	RE 80498



TURBO 2 SPEED FAN HELLA

Low consume
Adjustable



Supply V	Absorption W	Colour ABS	Delivery Max l/s Speed I	Delivery Max l/s Speed II	Diameter mm	Thick. mm	Height mm	Weight gr	Code
12	6,5	Black	70	95	188	95	195	-	RE 80488
24	6,5	Black	70	95	188	95	195	-	RE 80489

SMOKE AND FIRE DAMPERS



SMOKE DAMPER

Available drives: manual, pneumatic and electric actuator
Built in stainless steel
White painted (optional)
Wide range with customized dimensions

Depth: 110mm
Flange: 30mm
Case Thickness: 1,2mm

Available on request.
Specify features
(dimensions, drive and alimentation) in case of order



FIRE DAMPER

Available with electrical, pneumatic and explosion proof actuators
Built in stainless steel
Homologation A0-A60 in accordance with IMO certification
Integrated thermo-electric tripping device (temperature sensitive trigger)
Special multi-wings design
Variable pitch blade to maximize "flow through"
Wide range with customized dimensions

Width: from 100 to 1130mm
Height: from 100 to 1130mm
Depth: 150mm
Weight: from 5 to 75kg

Available on request.
Specify features
(dimensions, drive and alimentation) in case of order